

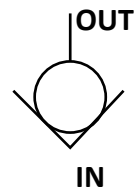
CRG Series



FUNCTION

Rectangle checks allow free flow from single direction only the flow will be obstructed if from opposite direction

SYMBOL

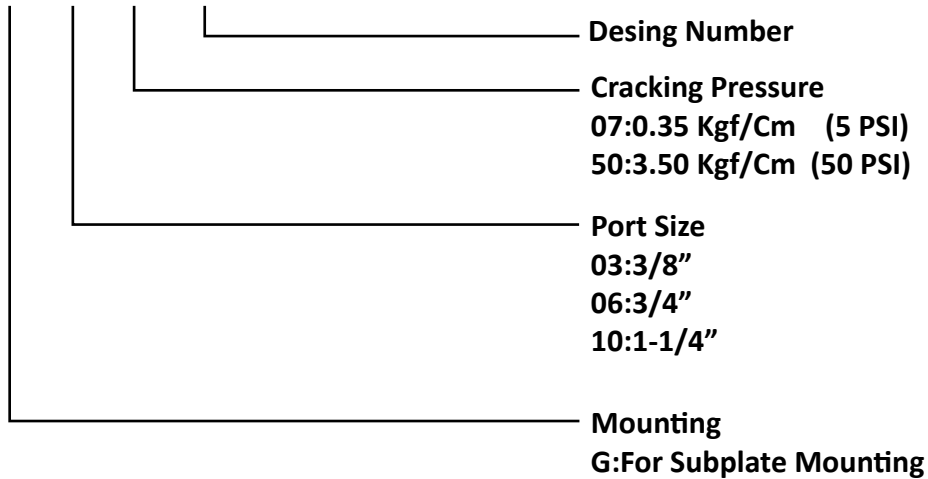


TECHNICAL DATA


MODEL NUMBER	MAX.FLOW LPM/GPM	MAX.PRESSURE KGF/CM (PSI)	CRACKING PRESSURE KGF/CM (PSI)
CRG-03	40 (10.6)	210(3000)	0.35 (5 PSI) 3.5 (50 PSI)
CRG-06	125 (33)		
CRG-10	250 (66)		

ORDERING CODE

CRG -- 03 -- 07 -- 50



CRG Series



FUNCTION

RECTANGLE CHECKS ALLOW FREE FLOW FROM SINGLE DIRECTION ONLY THE FLOW WILL BE OBSTRUCTED IF FROM OPPOSITE DIRECTION.

SYMBOL



TECHNICAL DATA

MODEL NUMBER	MAX. FLOW LPM/GPM	MAX. PRESSURE KGF/CM ² (PSI)	CRACKING PRESSURE KGF/CM ² (PSI)
CRG-03	40 (10.6)	210 (3000)	0.35 (5 PSI)
CRG-06	125 (33)		3.5 (50 PSI)
CRG-10	250 (66)		

ORDERING CODE

